



# Ganged Jack

## AJ-019-16 (6P)

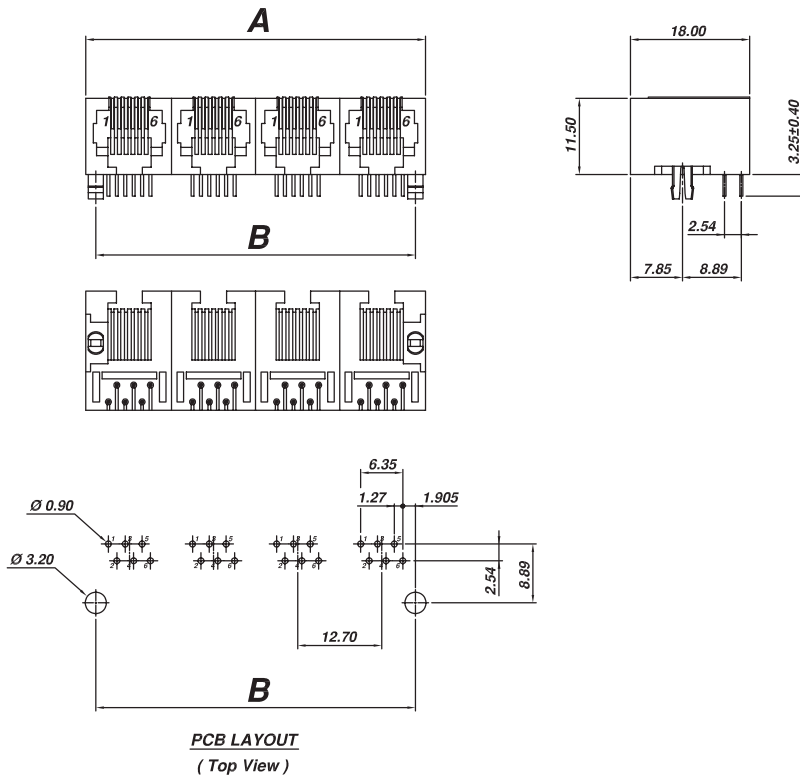
### UL 9667 Series



Port	2	3	4	5	6
A	25.90	38.60	51.30	64.00	76.70
B	22.86	35.56	48.26	60.96	73.66

### AJ-019-16-X-X-XX

Number Of Port	↑	↑	↑	↑	↑
B=6p2c, C=6p4c D=6p6c	↑	↑	↑	↑	↑
L=PBT Glass Filled R=Nylon	↑	↑	↑	↑	↑
Gold plated	↑	↑	↑	↑	↑
	1=15u, 4= 6 u	2=30u, 5= 2-3u	3=50u, 6= Flash		



## AJ-019-18 (8P)

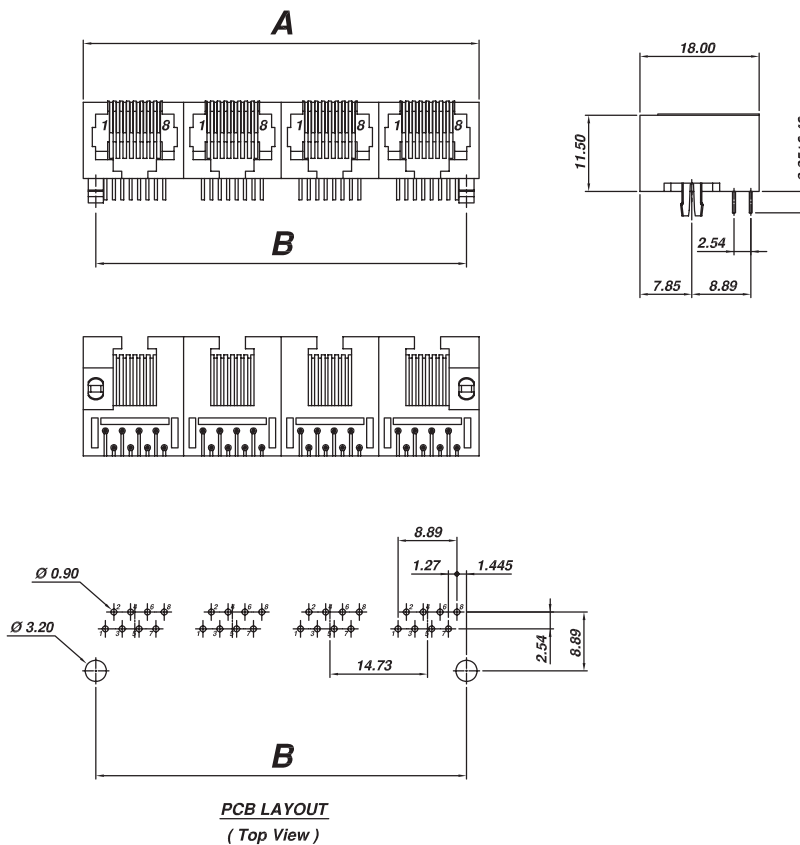
### UL 9668 Series



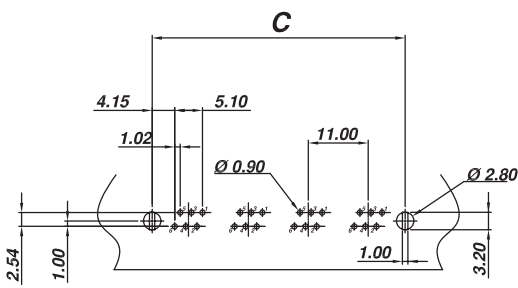
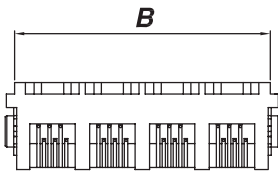
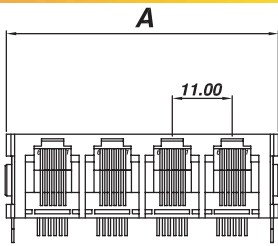
Port	2	3	4
A	30.05	44.78	59.51
B	26.24	40.97	55.70

### AJ-019-18-X-F-XX

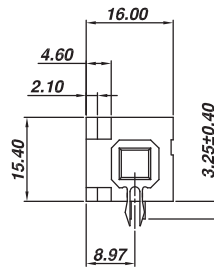
Number Of Port	↑	↑	↑	↑
F=8p8c	↑	↑	↑	↑
L=PBT Glass Filled R=Nylon	↑	↑	↑	↑
Gold plated	↑	↑	↑	↑
	1=15u, 4= 6 u	2=30u, 5= 2-3u	3=50u, 6= Flash	



## AJ-020S (6P)



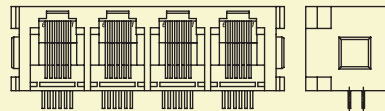
PCB LAYOUT  
(Top View)



Port	1	2	3	4	5	6	8
A	17.00	28.00	39.00	50.00	61.00	72.00	94.00
B	14.00	25.00	36.00	47.00	58.00	69.00	91.00
C	13.50	24.50	35.50	46.50	57.50	68.50	90.50

### AJ-020S-X-X-XX-XX

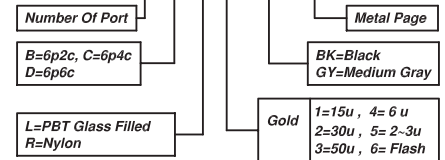
(Without Peg)



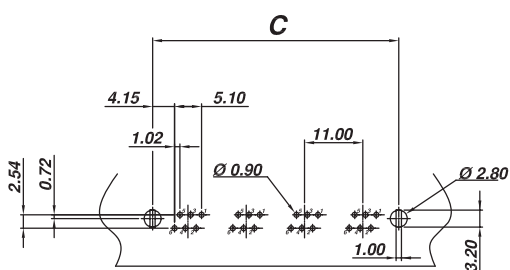
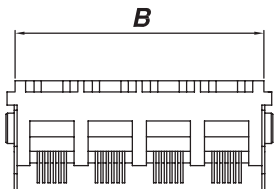
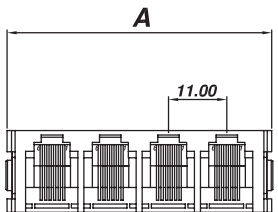
## UL 9630 Series



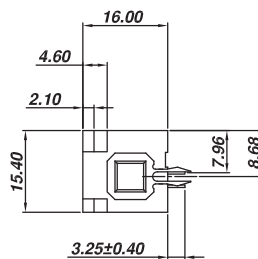
### AJ-020S-X-X-XX-XX-M



## AJ-020T (6P)



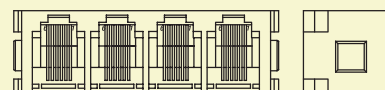
PCB LAYOUT  
(Top View)



Port	1	2	3	4	5	6	8
A	17.00	28.00	39.00	50.00	61.00	72.00	94.00
B	14.00	25.00	36.00	47.00	58.00	69.00	91.00
C	13.50	24.50	35.50	46.50	57.50	68.50	90.50

### AJ-020T-X-X-XX-XX

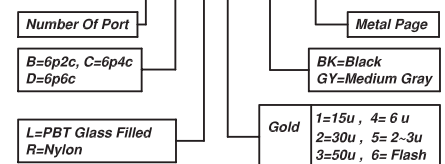
(Without Peg)



## UL 9640 Series



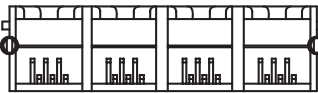
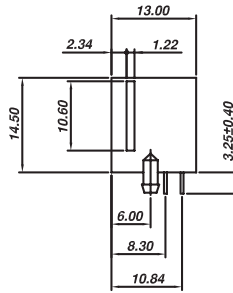
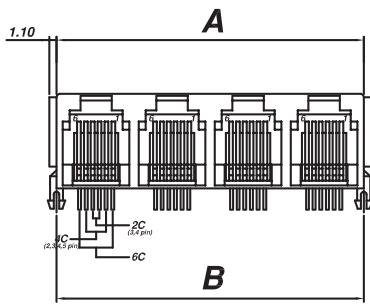
### AJ-020T-X-X-XX-XX-M



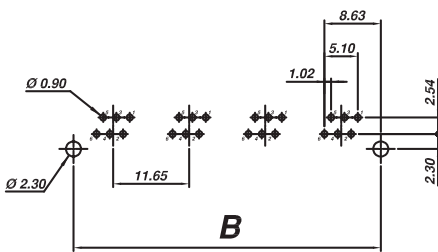
# Ganged Jack

## AJ-026-16 (6P)

### UL 9650 Series

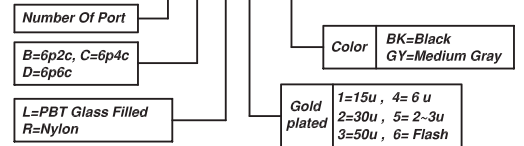


Port	2	3	4	5	6
A	23.80	35.45	47.10	58.75	70.40
B	23.80	35.45	47.10	58.75	70.40



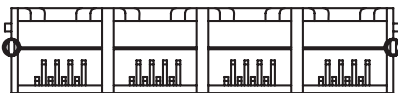

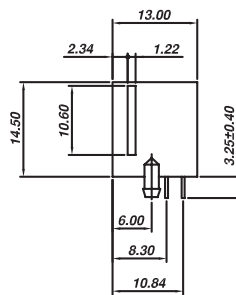
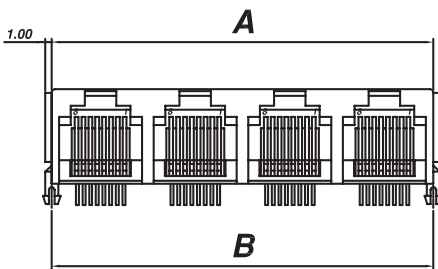
PCB LAYOUT  
(Top View)

### AJ-026-16-X-X-XX-XX

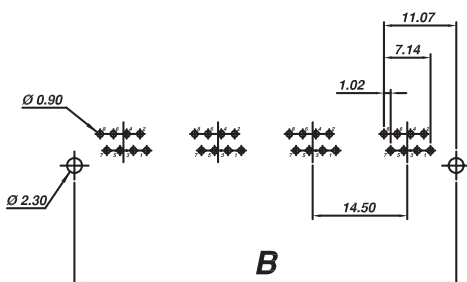


## AJ-026-18 (8P)

### UL 9660 Series

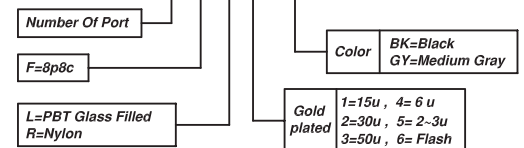


Port	2	3	4	5	6
A	29.50	44.00	58.50	73.00	87.50
B	29.50	44.00	58.50	73.00	87.50

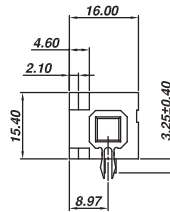
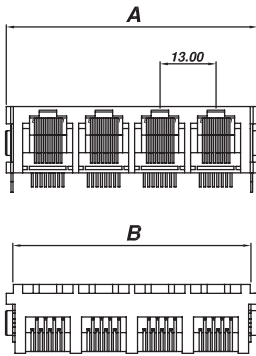


PCB LAYOUT  
(Top View)

### AJ-026-18-X-F-XX-XX

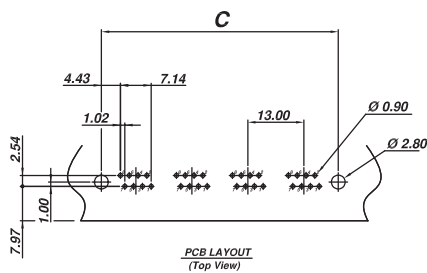


## AJ-030S (8P)



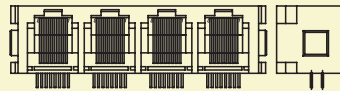
Port	1	2	3	4
A	19.28	32.28	45.28	58.28
B	16.28	29.28	42.28	55.28
C	16.00	29.00	42.00	55.00

UL 9680 Series

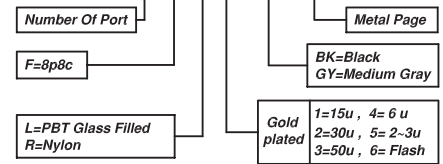


**AJ-030S-X-F-XX-XX**

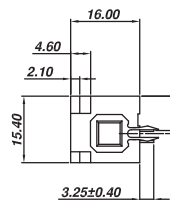
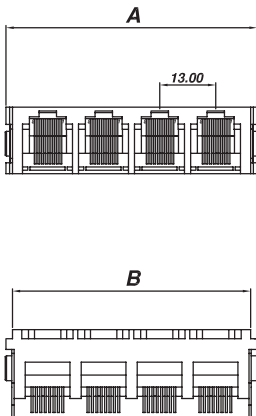
(Without Peg)



**AJ-030S-X-F-XX-XX-M**

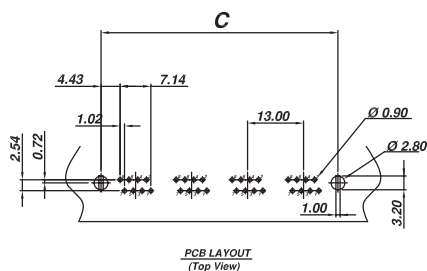



## AJ-030T (8P)



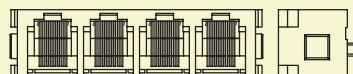
Port	1	2	3	4
A	19.28	32.28	45.28	58.28
B	16.28	29.28	42.28	55.28
C	16.00	29.00	42.00	55.00

UL 9670 Series

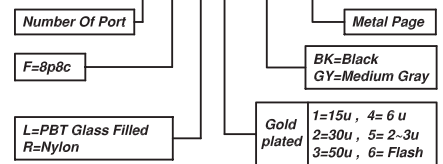


**AJ-030T-X-F-XX-XX**

(Without Peg)



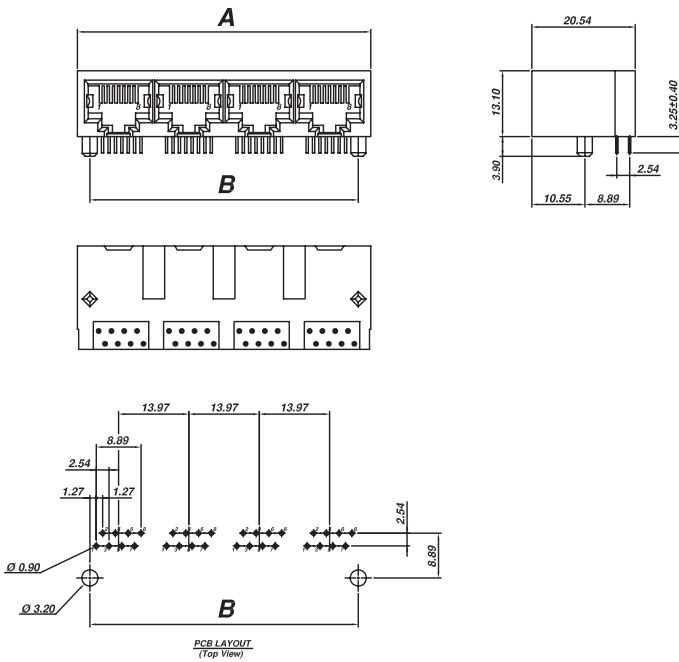

**AJ-030T-X-F-XX-XX-M**



# Ganged Jack

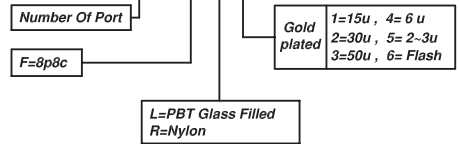
## AJ-040 (8P) Round Contacts AJ-041 (8P) Flat Contacts

### UL 9690 Series



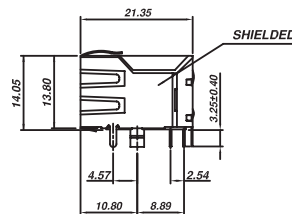

Port	2	3	4	5	6	8
A	30.30	44.30	58.30	72.30	86.30	114.30
B	25.40	39.37	53.34	67.31	81.28	109.22

### AJ-040-XA-F-XX



## AJ-040 (8P) Round Contacts AJ-041 (8P) Flat Contacts

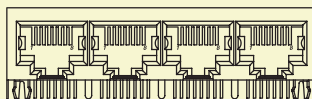
### UL 9690-S Series



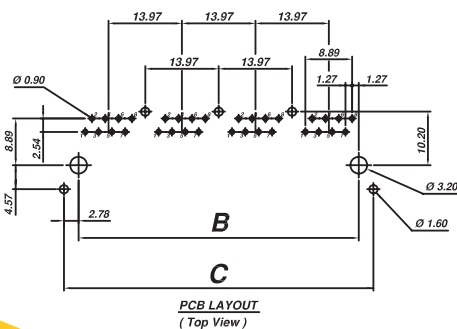
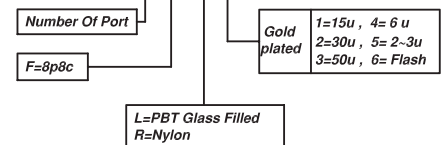
Port	2	4	6	8
A	31.00	59.10	87.25	114.90
B	25.40	53.34	81.28	109.22
C	30.75	58.90	87.05	114.60

### AJ-040SH-X-F-XX-A3-N1

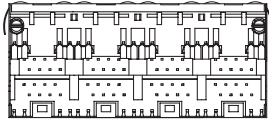
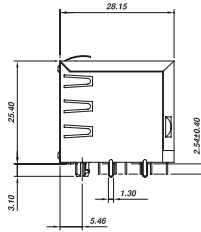
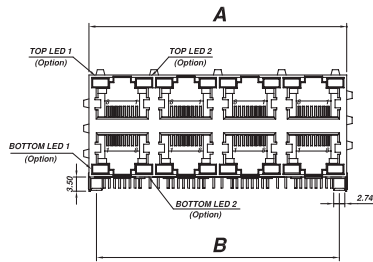
(Without Panel Ground)



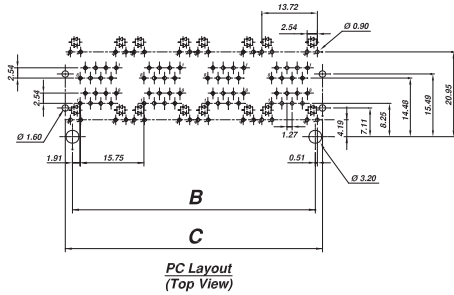
### AJ-040SH-X-F-XX-A3-N5



## AJ-091 (8P)

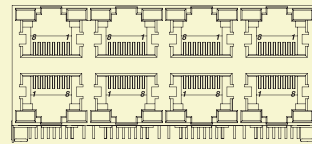


Port	21	22	24	26
A	16.51	32.26	63.65	95.15
B	12.70	28.45	59.95	91.45
C	16.25	32.00	63.50	95.50



### AJ-091-2X-F-XX-N1-XX

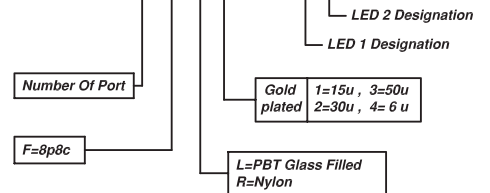
(Without Panel Ground)



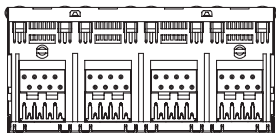
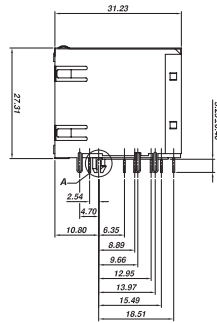
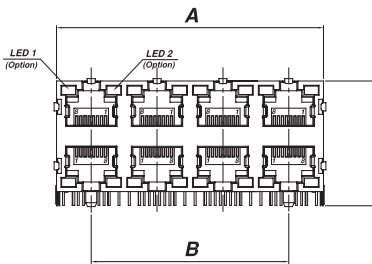
## UL 9791S Series



### AJ-091-2X-F-XX-N4-XX

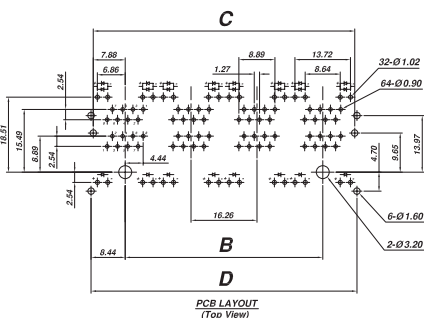


## AJ-095 (8P)



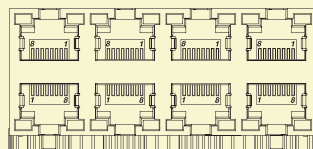
Port	21	24
A	17.00	65.91
B	11.43	48.78
C	15.76	64.54
D	16.87	65.65

## UL 9795 Series

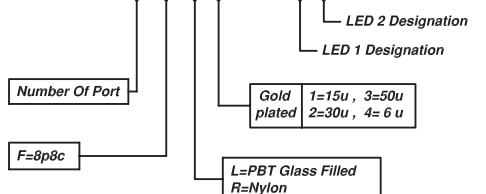


### AJ-095-2X-F-XX-N1-XX

(Without Panel Ground)



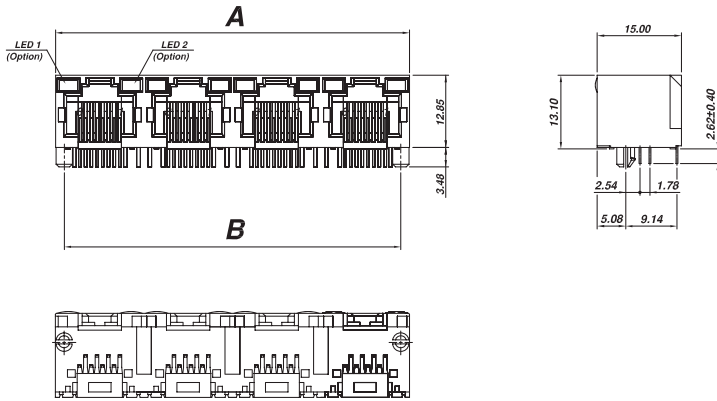
### AJ-095-2X-F-XX-N4-XX






# Ganged Jack

## AJ-111 (8P)



## UL 9811 Series



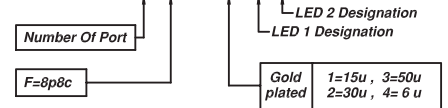
Port	2	4	8
A	31.55	63.05	126.05
B	28.45	59.95	122.95

## AJ-111-X-F-RX

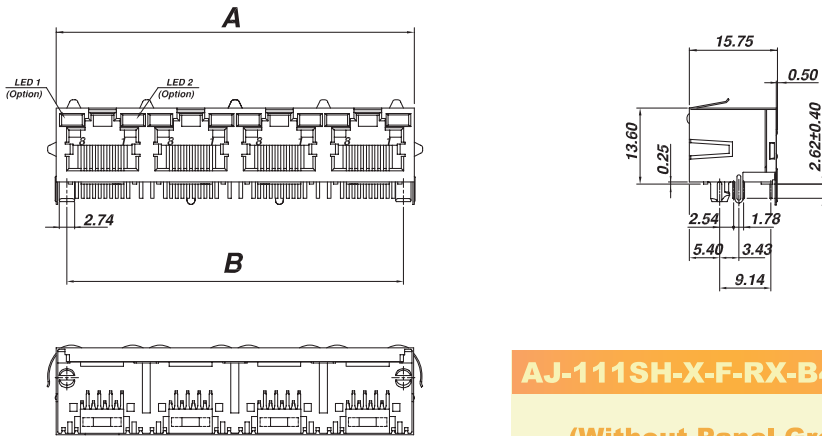
(Without LED)




## AJ-111-X-F-RX-XX



## AJ-111SH (8P)



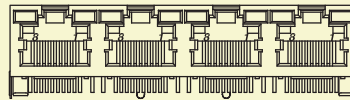
## UL 9811 Series



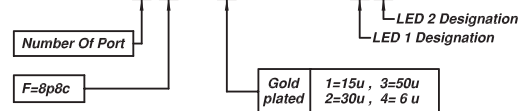
Port	2	4	8
A	32.26	63.76	126.75
B	28.45	59.95	122.95
C	32.00	63.50	126.50

## AJ-111SH-X-F-RX-B4-N1-XX

(Without Panel Ground)

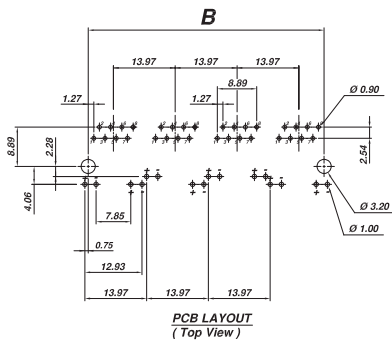
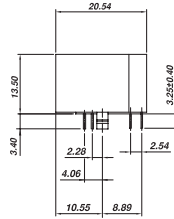
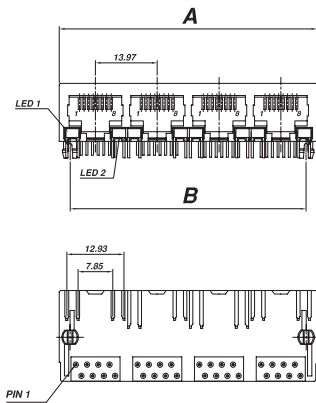


## AJ-111SH-X-F-RX-B4-N7-XX



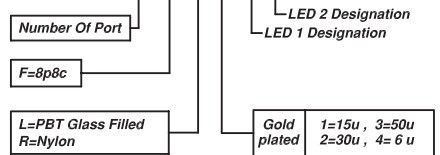
## AJ-115 (8P) Flat Contacts AJ-117 (8P) Round Contacts

UL 9815 Series



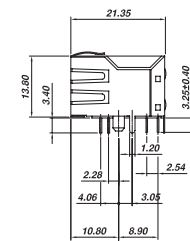
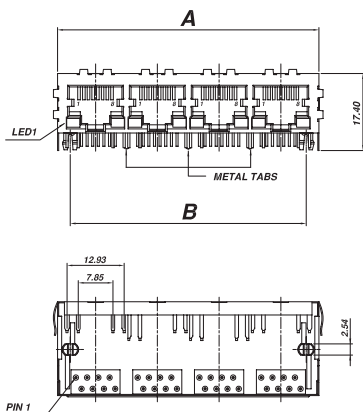
Port	1	2	4
A	15.24	30.10	58.30
B	11.43	25.40	53.34

**AJ-115-X-F-XX-XX**

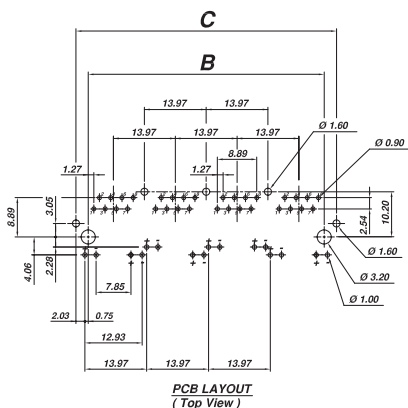


## AJ-115SH (8P) Flat Contacts AJ-117SH (8P) Round Contacts

UL 9815 Series

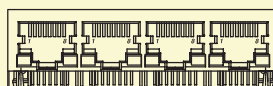


Port	1	2	4
A	15.90	31.00	59.10
B	11.43	25.40	53.34
C	15.70	30.80	58.90

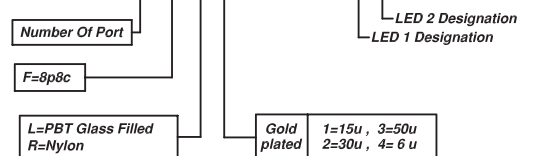


**AJ-115SH-X-F-XX-B1-N1-XX**

(Without Panel Ground)



**AJ-115SH-X-F-XX-B1-N4-XX**

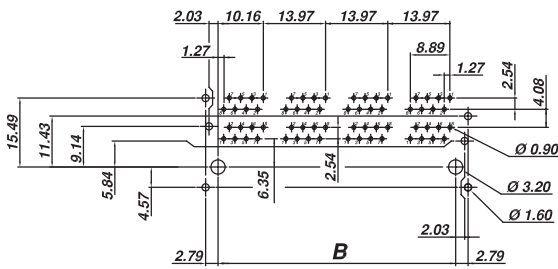
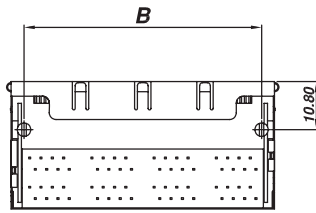

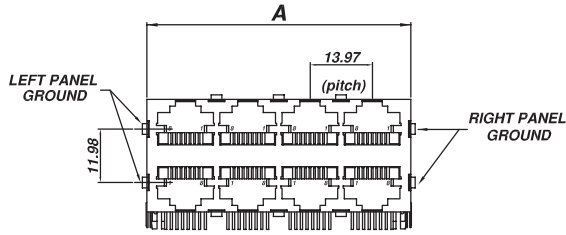




# Ganged Jack

## AJ-600 (8P)

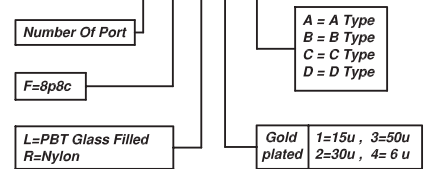
### UL 9600 Series



PCB LAYOUT (Top View)

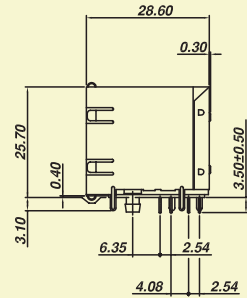
Port	21	22	23	24	26	28
A	17.25	31.25	45.25	59.25	87.25	115.00
B	11.43	25.40	39.37	53.34	81.28	109.22

### AJ-600-2X-F-XX-X



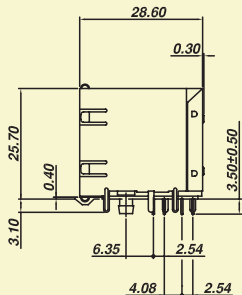
#### A Type

( WITH PANEL GROUND & WITHOUT INNER SHIELD )



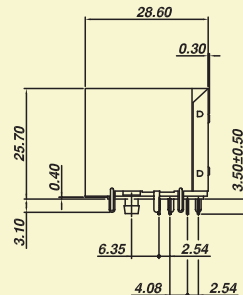
#### B Type

( WITH PANEL GROUND & WITH INNER SHIELD )



#### C Type

( WITHOUT PANEL GROUND & WITH INNER SHIELD )



#### D Type

( WITHOUT PANEL GROUND MODE & WITHOUT INNER SHIELDED )

