
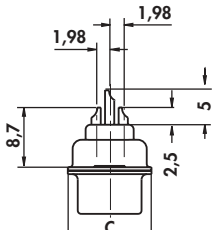
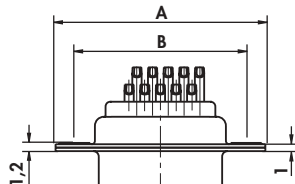



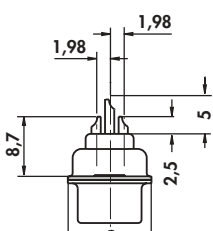
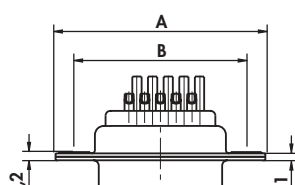
Male headers

								
	art. no.	no. of contacts	contact	dim. [mm]				
HD S 15 L	15	male	A	B	C	D	E (max.)	F
HD S 26 L	26	male	30.60	25.00	12.20	7.10	7.60	2.29
HD S 44 L	44	male	39.00	33.30	12.20	6.80	7.00	2.29
			52.80	47.00	12.20	7.00	6.80	2.29

cases: tin-plated; **kind of terminal:** manual soldering

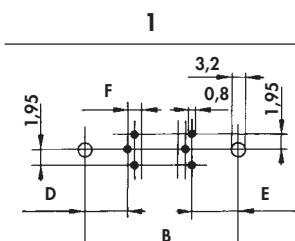
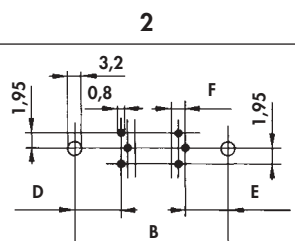
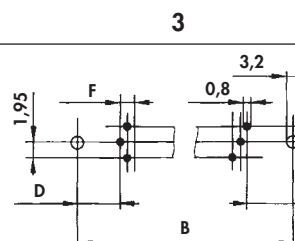
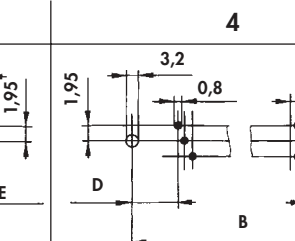
With turned precision contacts. The screened version.

Female headers

								
	art. no.	no. of contacts	contact	dim. [mm]				
HD B 15 L	15	female	A	B	C	D	E (max.)	F
HD B 26 L	26	female	30.80	25.00	12.20	7.60	7.10	2.29
HD B 44 L	44	female	39.20	33.30	12.20	7.00	6.80	2.29
			53.00	47.00	12.20	6.80	7.00	2.29

cases: tin-plated; **kind of terminal:** manual soldering

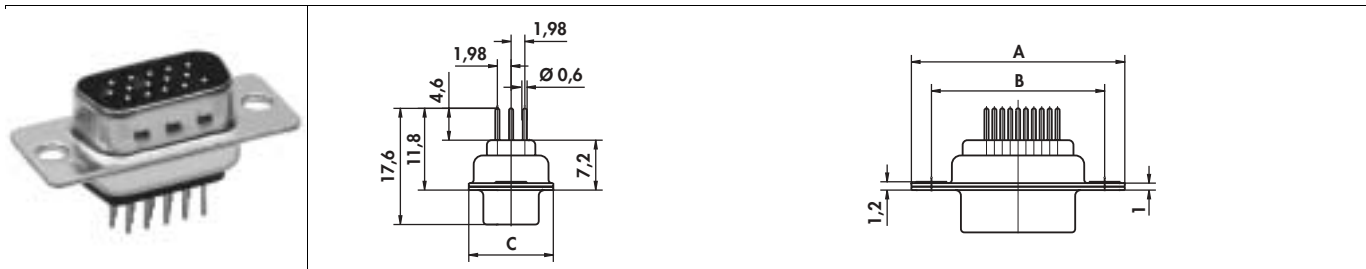
With turned precision contacts. The screened version.

1	2	3	4
			

1 = male, 15 contacts; **2** = female, 15 contacts

3 = male, 26/44 contacts; **4** = female, 26/44 contacts

Male headers

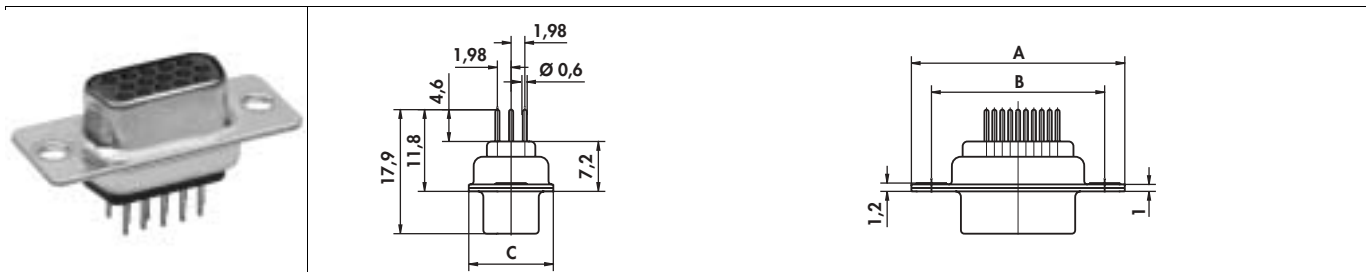


art. no.	no. of contacts	contact	dim. [mm]					
			A	B	C	D	E (max.)	F
HD S 15 T	15	male	30.60	25.00	12.20	7.10	7.60	2.29
HD S 26 T	26	male	39.00	33.30	12.20	6.80	7.00	2.29
HD S 44 T	44	male	52.80	47.00	12.20	7.00	6.80	2.29

cases: tin-plated; **kind of terminal:** dip soldering

With turned precision contacts. The screened version.

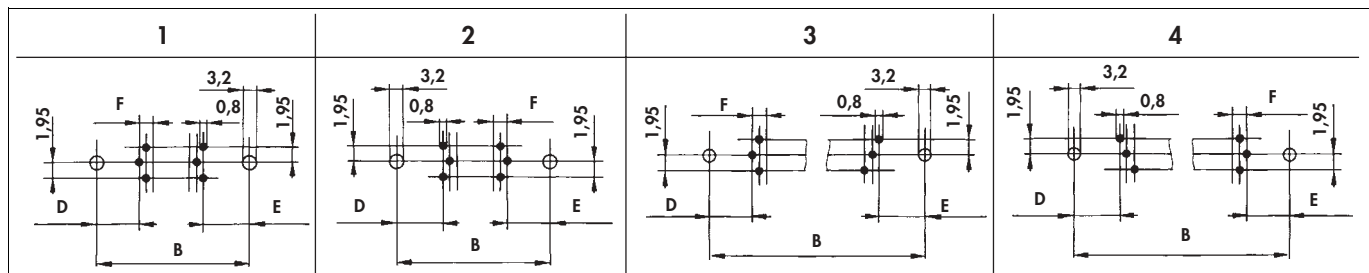
Female headers



art. no.	no. of contacts	contact	dim. [mm]					
			A	B	C	D	E (max.)	F
HD B 15 T	15	female	30.80	25.00	12.20	7.60	7.10	2.29
HD B 26 T	26	female	39.20	33.30	12.20	7.00	6.80	2.29
HD B 44 T	44	female	53.00	47.00	12.20	6.80	7.00	2.29

cases: tin-plated; **kind of terminal:** dip soldering

With turned precision contacts. The screened version.



1 = male, 15 contacts; **2** = female, 15 contacts

3 = male, 26/44 contacts; **4** = female, 26/44 contacts

Technical data
Screw fastening
D-Sub filter connector
D-Sub connectors /flat cable

→ I 25 - 26
 → I 26
 → I 9 - 10
 → I 11

Screw fastening
Accessories for HF
D-Sub cut-out cover

→ I 26
 → I 27
 → I 25