

Male headers manual soldering

art. no.	no. of contacts	contact	dim. [mm]	
			A	B
DS 09 L	9	male	30.60	25.00
DS 15 L	15	male	39.00	33.30
DS 25 L	25	male	52.80	47.00
DS 37 L	37	male	69.20	63.50
DS 50 L	50	male	66.60	61.10

art. no.	no. of contacts	contact	dim. [mm]	
			A	B
DS 09 T	9	male	30.60	25.00
DS 15 T	15	male	39.00	33.30
DS 25 T	25	male	52.80	47.00
DS 37 T	37	male	69.20	63.50
DS 50 T	50	male	66.60	61.10

art. no.	no. of contacts	contact	dim. [mm]	
			A	B
DS 09 WW 3	9	male	30.60	25.00
DS 15 WW 3	15	male	39.00	33.30
DS 25 WW 3	25	male	52.80	47.00
DS 37 WW 3	37	male	69.20	63.50
DS 50 WW 3	50	male	66.60	61.10

D-Sub standard connectors

art. no.	no. of contacts	contact	connection type	dim. [mm]	
				A	B
DS 09 LA	9	male	90° angled	30.60	25.00
DS 15 LA	15	male	90° angled	39.00	33.30
DS 25 LA	25	male	90° angled	52.80	47.00
DS 37 LA	37	male	90° angled	69.20	63.50
DS 50 LA	50	male	90° angled	66.60	61.10

cases: tin-plated

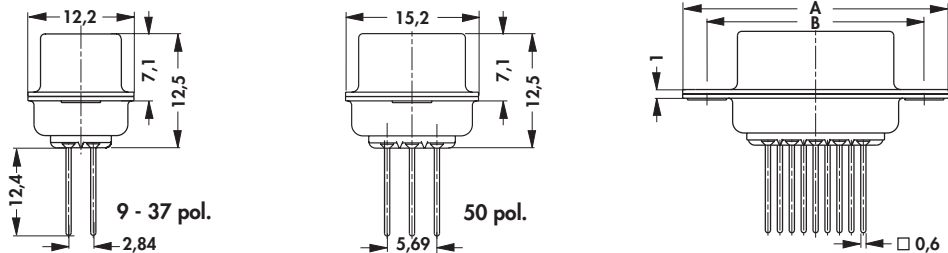
With turned precision contacts. The screened version.

Female headers manual soldering

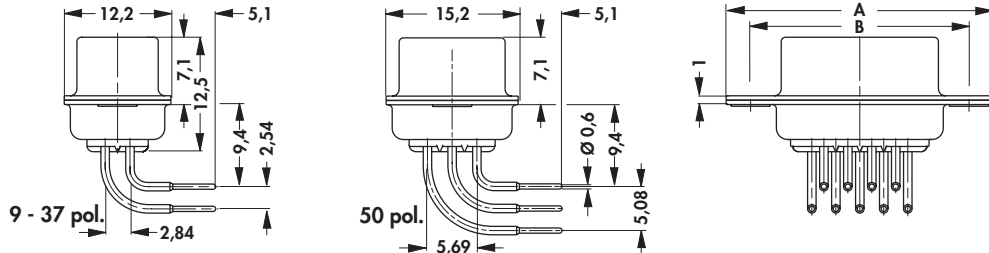
art. no.	no. of contacts	contact	connection type	dim. [mm]	
				A	B
DB 09 L	9	female	manual soldering	30.60	25.00
DB 15 L	15	female	manual soldering	39.00	33.30
DB 25 L	25	female	manual soldering	52.80	47.00
DB 37 L	37	female	manual soldering	69.20	63.50
DB 50 L	50	female	manual soldering	66.60	61.10

art. no.	no. of contacts	contact	connection type	dim. [mm]	
				A	B
DB 09 T	9	female	dip soldering	30.60	25.00
DB 15 T	15	female	dip soldering	39.00	33.30
DB 25 T	25	female	dip soldering	52.80	47.00
DB 37 T	37	female	dip soldering	69.20	63.50
DB 50 T	50	female	dip soldering	66.60	61.10

D-Sub standard connectors



art. no.	no. of contacts	contact	connection type	dim. [mm]	
				A	B
DB 09 WW 3	9	female	wire wrap	30.60	25.00
DB 15 WW 3	15	female	wire wrap	39.00	33.30
DB 25 WW 3	25	female	wire wrap	52.80	47.00
DB 37 WW 3	37	female	wire wrap	69.20	63.50
DB 50 WW 3	50	female	wire wrap	66.60	61.10

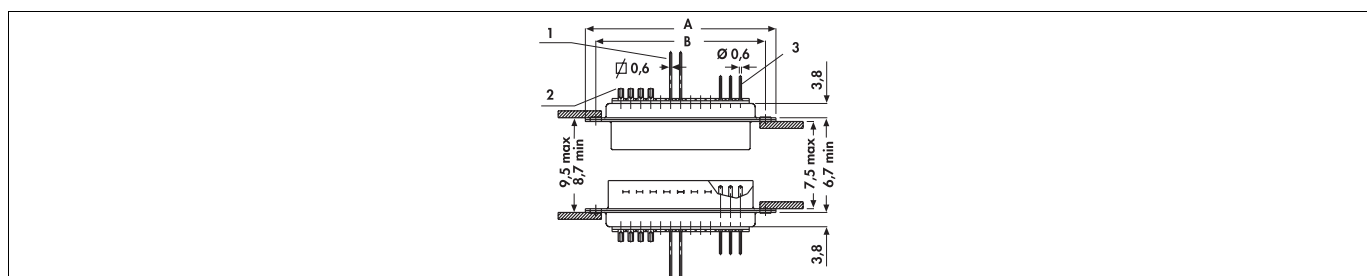


art. no.	no. of contacts	contact	connection type	dim. [mm]	
				A	B
DB 09 LA	9	female	90° angled	30.60	25.00
DB 15 LA	15	female	90° angled	39.00	33.30
DB 25 LA	25	female	90° angled	52.80	47.00
DB 37 LA	37	female	90° angled	69.20	63.50
DB 50 LA	50	female	90° angled	66.60	61.10

cases: tin-plated

With turned precision contacts. The screened version.

Einbaudarstellung



- 1 = wire wrap pin
- 2 = solder terminal
- 3 = solder pin for PCB

Screw fastening → I 26
 D-Sub mixed layout → I 15 - 16
 D-Sub w. mount. bracket → I 5 - 6
 D-Sub filter connector → I 9 - 10

D-Sub connectors / flat cable → I 11
 Technical data → I 25 - 26