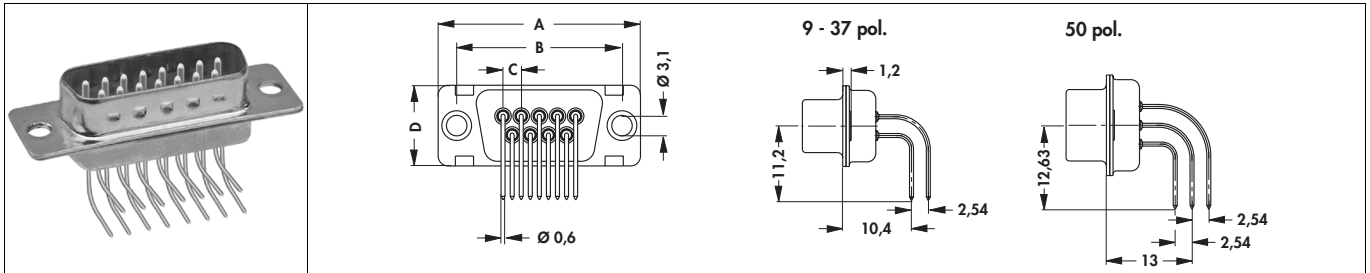


**D-Sub filter connector**
**Male headers, angled**


art. no.	no. of contacts	contact	dim. [mm]			
			A	B	C	D
<b>FD S 09 LA 1000</b>	9	male	30.60	25.00	2.74	12.20
<b>FD S 15 LA 1000</b>	15	male	39.00	33.30	2.74	12.20
<b>FD S 25 LA 1000</b>	25	male	52.80	47.00	2.77	12.20
<b>FD S 37 LA 1000</b>	37	male	69.20	63.50	2.77	12.20
<b>FD S 50 LA 1000</b>	50	male	66.60	61.10	2.77	15.20

Standard installation dimensions.


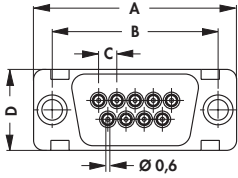
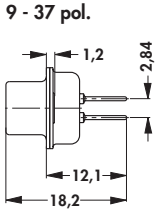
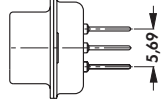
HF-tight, closed metal rear panel.

Compatible with standard accessories.


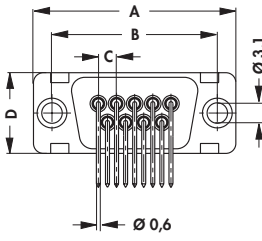
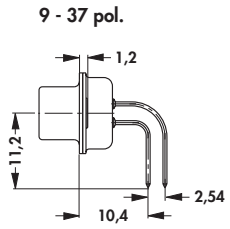
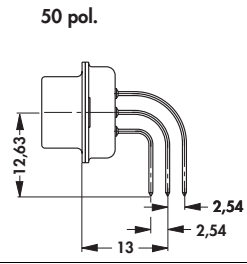
D-Sub filter connector

Female headers, straight

capacity per contact: 1000 pF - other components on request.

						
	<b>art. no.</b>	no. of contacts	contact	dim. [mm]		
<b>FD B 09 T 1000</b>	9	female	A	B	C	D
<b>FD B 15 T 1000</b>	15	female	30.60	25.00	2.74	12.20
<b>FD B 25 T 1000</b>	25	female	39.00	33.30	2.74	12.20
<b>FD B 37 T 1000</b>	37	female	52.80	47.00	2.77	12.20
<b>FD B 50 T 1000</b>	50	female	69.20	63.50	2.77	12.20
<b>FD B 50 T 1000</b>	50	female	66.60	61.10	2.77	15.20

Female headers, angled

						
	<b>art. no.</b>	no. of contacts	contact	dim. [mm]		
<b>FD B 09 LA 1000</b>	9	female	A	B	C	D
<b>FD B 15 LA 1000</b>	15	female	30.60	25.00	2.74	12.20
<b>FD B 25 LA 1000</b>	25	female	39.00	33.30	2.74	12.20
<b>FD B 37 LA 1000</b>	37	female	52.80	47.00	2.74	12.20
<b>FD B 37 LA 1000</b>	37	female	69.20	63.50	2.77	12.20
<b>FD B 50 LA 1000</b>	50	female	66.60	61.10	2.77	15.20

Standard installation dimensions.

HF-tight, closed metal rear panel.

Compatible with standard accessories.