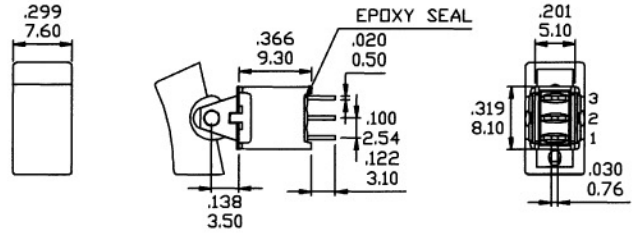


SPDT



Model No.	Switching Position		
WMSP-1	ON	NONE	ON
WMSP-2	ON	NONE	(ON)
WMSP-3	ON	OFF	ON
WMSP-4	(ON)	OFF	(ON)
WMSP-5	ON	OFF	(ON)
Term. Comm.	2-3	OPEN	2-1

Schematic 02Comm.
1 3•

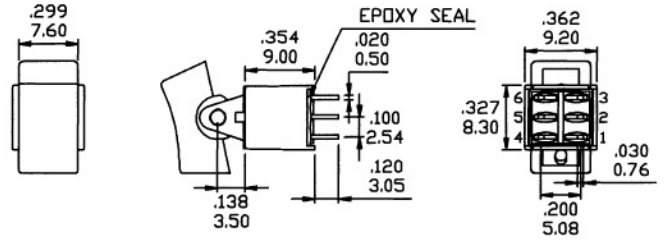


DPDT



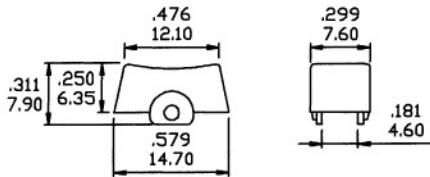
Model No.	Switching Position		
WMDP-1	ON	NONE	ON
WMDP-2	ON	NONE	(ON)
WMDP-3	ON	OFF	ON
WMDP-4	(ON)	OFF	(ON)
WMDP-5	ON	OFF	(ON)
Term. Comm.	2-3,5-6	OPEN	2-1,5-4

Schematic 02Comm. 05Comm.
1 3• 4 6•

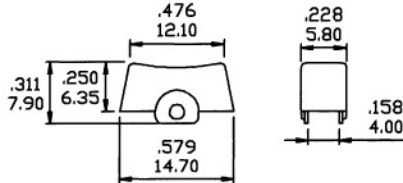


ACTUATOR OPTIONS

R1



R2

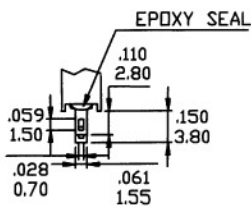


ACTUATOR COLORS	
1	White
2	Black(std.)
3	Red
4	Orange
5	Yellow
6	Green
7	Blue
8	Brown
9	Gray

TERMINATION OPTIONS

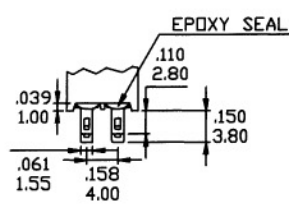
M1 STD. SOLDER LUG

SP



THK .020 (0.50)

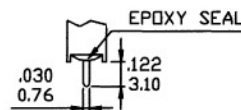
DP



THK .020 (0.50)

M2 PC THRU-HOLE

SP



P.C.MOUNTING



DP

