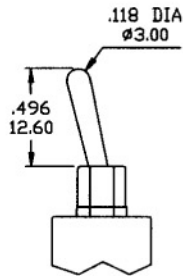


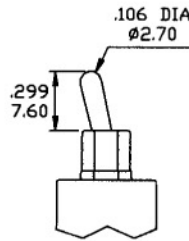
ACTUATOR OPTIONS

T1



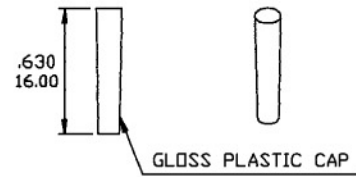
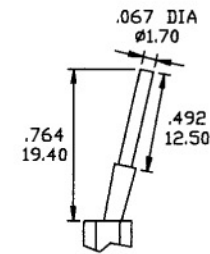
* Subtract 2.00 from actuator height for B1 bushing

T2



* Subtract 2.10 from actuator height for B1 bushing

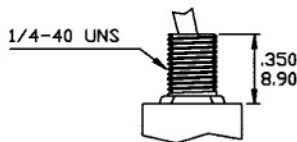
T9 PLASTIC



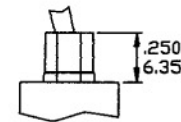
NO.	COLOR
1	White
2	Black(std.)
3	Red
4	Orange
5	Yellow
6	Green
7	Blue
8	Brown
9	Gray

BUSHING OPTIONS

B1

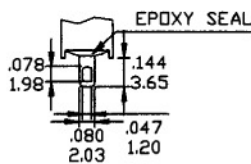


B4



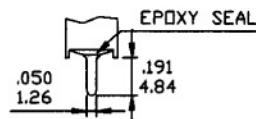
TERMINATION OPTIONS

M1 STD. SOLDER LUG



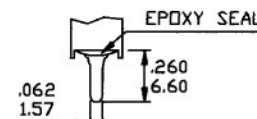
THK .030 (0.75)

M2 PC THRU-HOLE



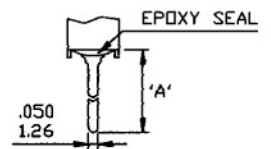
THK .030 (0.75)

M3 QUICK CONNECT



THK .030 (0.75)

M5 WIRE WRAP



THK .030 (0.75)

OPTION CODE	DIM. 'A'
M5-1	.750(19.05)
M5-2	.964(24.48)
M5-3	.425(10.80)
M5-4	1.062(26.97)